NETEX Apparel

UNIT ONE-PAGER · GARMENTS

From buyer order to carton, *bundle by bundle.*

The Garments app runs the factory floor: production order, markers and cut plan, lays and bundle tickets, embellishment and wash, sewing lines, finishing, metal detection and cartons with SSCC labels, to the packing list that goes to commercial. Quality checks run in the same login.

What the app *does*

- **Production order and cut plan** the buyer order becomes work; markers and the cut order plan decide the lays; fabric is requested from the store.
- **Lays and bundles** spread, cut and bundle; every bundle has a barcode ticket, so cut, printing, line, sewn and packed are known size by size.
- **Sewing and the line display** bundles scanned in and out, hourly output on the line day, rework tags, operation bulletin, line balancing and time studies.
- **Finishing and packing** metal detector check and needle control, cartons with SSCC labels, packing list released ex-factory.
- **Quality built in** ply and shade checks, inline traffic light, endline QC on the tablet with DHU, final AQL inspection, NCR to CAPA.
- **Gates that hold** packing list blocked without a passed final inspection and valid buyer tests; packing blocked without a passed detector check.

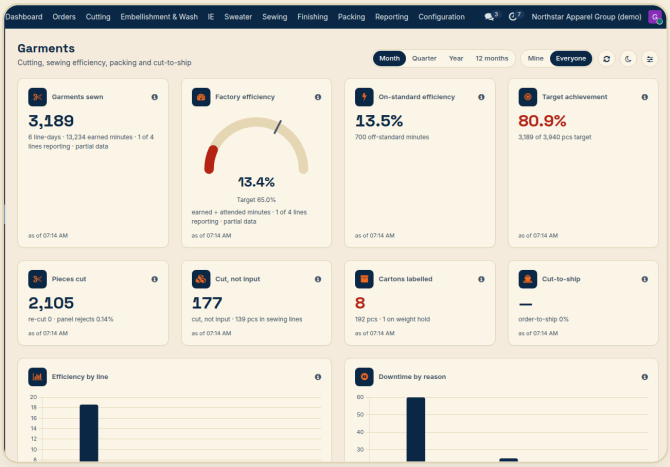

The Garments dashboard: pieces sewn, efficiency, target, cutting and cartons.

Who uses it

- Unit head / factory GM: production orders, cut plans, line days
- Supervisors, cutting and packing in-charges, input men
- Production engineer (IE) and quality inspectors

A day in the unit, *step by step*

1 **Production order**
Opened from the buyer order.

2 **Cut plan and lay**
Marker, plan, fabric requisition, lay.

3 **Bundles**
Tickets printed, panels checked, stored.

4 **Sewing**
Bundles scanned to the line, output per hour.

5 **Rework and QC**
Rework tags; inline and endline checks.

6 **Finishing**
Metal check, needle log, finish.

7 **Cartons**
SSCC labels, weight check.

8 **Packing list**
Released after final inspection.

Screens show fictional demonstration data (Northstar Apparel Group (demo)).

NETEX Apparel

GARMENTS · FOR THE UNIT HEAD

What you see *every morning*

On the dashboard

Garments sewn
Output of the line days with earned minutes.

Factory efficiency
Earned over attended minutes, with target.

Target achievement
Output against the hourly targets.

Pieces cut, cut not input
Re-cuts, panel rejects, pieces waiting.

Cartons and cut-to-ship
Labelled cartons, weight holds, cut-to-ship.

Efficiency by line, downtime
By line and by reason.

Endline DHU and final first-time pass
From the Quality dashboard.

Open NCRs and CAPA, cost of poor quality
Alerts at the bottom of the dashboard.

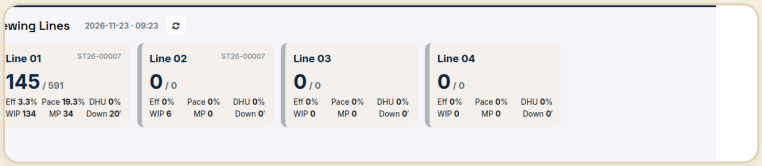

The Line Display for the floor TV.

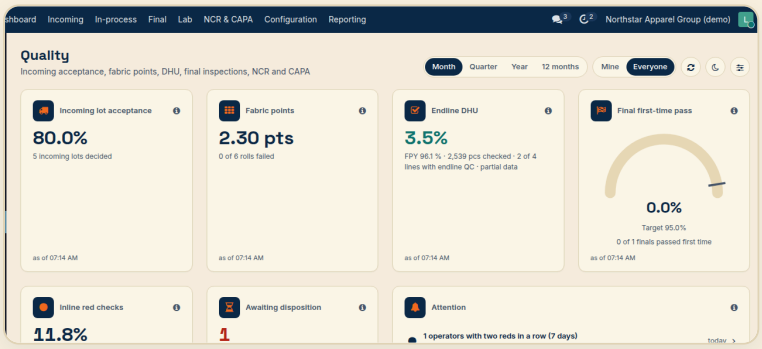

The Quality dashboard: lot acceptance, fabric points, endline DHU, final pass, NCRs.

Reports and *management views*

Line Display: a TV board with one tile per line, output against target, pace, efficiency, DHU, WIP and downtime; refreshes every minute.

Reporting: line efficiency, order status (WIP), daily cutting, marker efficiency, fabric utilisation, hourly production, operator efficiency, packing status, cut-to-ship, earnings to payroll; needle and metal detection register.

Quality reports: endline DHU and FPY, defect Pareto, final inspection first-time pass, cost of poor quality, supplier scorecard.

Linked to *the rest of the mill*

COMES IN FROM

- Merchandising (buyer order)
- Planning (line plan strips)
- Dyeing, Purchase (fabric, after QC release)

Garments
ONE DATABASE, ONE LOGIN

GOES OUT TO

- Inventory (finished goods)
- Commercial (packing list to export documents)
- Payroll (line-day earnings)

ALSO CONNECTED

- Quality (final AQL, endline)
- Traceability (carton back to bale)
- Floor apps (scanning)

See Garments *with your own mill's figures.*

Screens show fictional demonstration data (Northstar Apparel Group (demo)).

www.netex.global
[Contact name] · [Phone] · [Email]
A product of Netex Technologies Ltd